

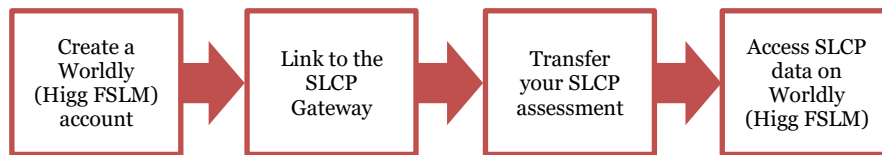
Sharing SLCP verified data from FFC or ILO-BW to Worldly (Higg FSLM)

This guide outlines the steps for transferring SLCP verified data from FFC and/or ILO-BW to Worldly (Higg FSLM). By sharing this data with Worldly (Higg FSLM), facilities can receive vFSLM scoring and/or make their verified data available to business partners through the Worldly (Higg FSLM) platform.

If you want to move a confirmed SLCP evaluation from one Accredited Host (AH) to the Worldly (Higg FSLM) platform, please take note of the following requirements:

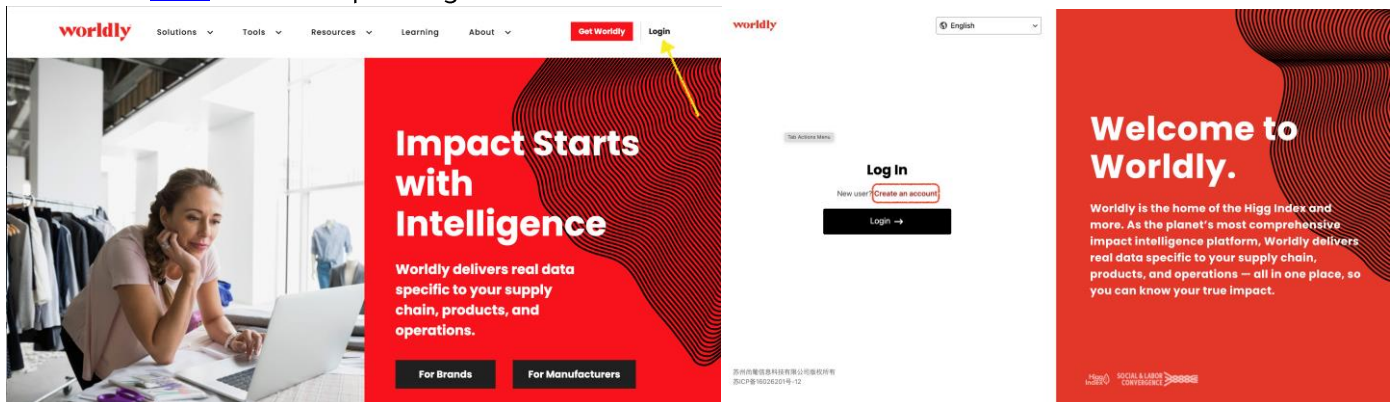
- 1) Ensure that the facility has an account on both the SLCP Gateway and the Worldly (Higg FSLM) Platform (<https://worldly.io>). This means that the facility should be registered and active on both platforms.
- 2) The assessment you wish to transfer must be VRF (Verification is Finalized). Only VRF assessments can be transferred to the Worldly (Higg FSLM) platform.

Overview of the process:



1. Create a Worldly Account

- Create an account on the [Worldly](https://worldly.io) platform
- Click [here](#) for more specific guidance.



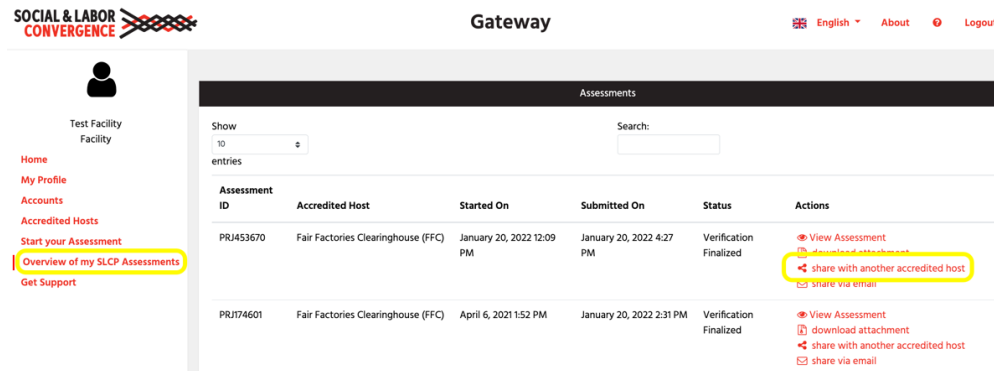
2. Link to the SLCP Gateway

- To find your Facility ID, simply access your Facility Profile on the Gateway.
- On your Worldly (Higg FSLM) overview page, click on the "Link SLCP Account" option and provide your Facility ID. Then, click on the "Link" button to establish the connection between your Worldly (Higg FSLM) Account and the SLCP Gateway.

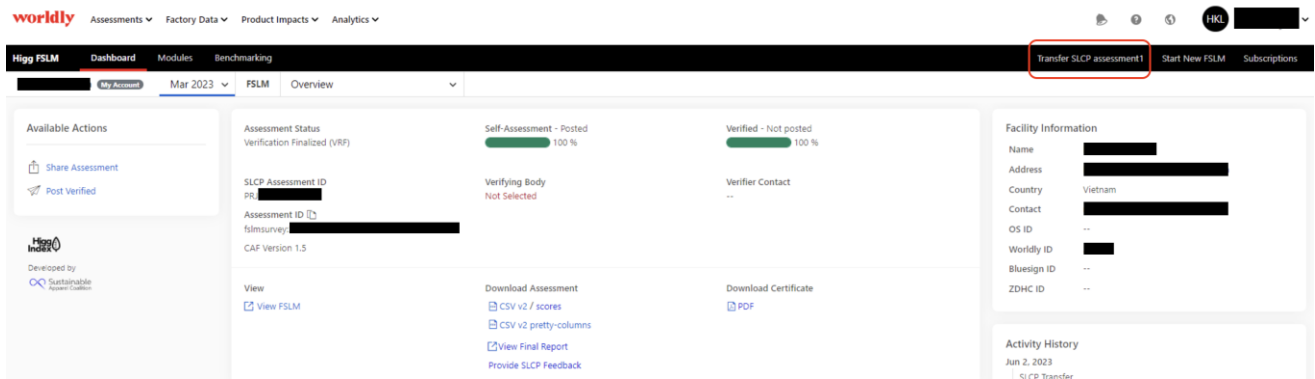


3. Transfer your SLCP assessment

- Within your SLCP Gateway account, locate the section for your verified assessments. Look for an option such as “Overview of my SLCP Assessment” and select it.



- After initiating the transfer from the SLCP Gateway to the Worldly platform, you will receive an email from Worldly. The email will contain instructions on how to complete the transfer.
- Return to the FSLM section in the Worldly (Higg FSLM) platform. At the right part of the black bar, select “Transfer SLCP assessment.”



- After clicking on "transfer SLCP Assessment," you will be taken to a page where you can make the payment for the transfer.

4. Access to SLCP data on Worldly (Higg FSLM)

To view your finalized and verified FSLM data on Worldly (Higg FSLM), go to the FSLM menu and click Modules.

All Modules

Share module Request / Accept modules Download

- All Modules
- My Modules
- Shared with me
- Receive Modules
 - Modules Requested
 - Modules Received
- Share your Modules
 - My Shares
 - Share Requests

Year	Account Name	Country	Tags	Status	Self	Verified	CAF Version	Modified	Actions
Mar 2023	Su [redacted] Ltd.	China	+ Tag	VRF Verification Finalized	100% Posted	100% Posted	1.5	4/19/2023	...

- Overview
- View Assessment
- Download Certificate
- SLCP Verified Report


- ✓ Within the Actions section, additional choices are available for your transferred assessment.
- ✓ To find the SLCP Assessment ID and other download options, visit the assessment overview page.


Available Actions

[Share Assessment](#)

Downloads

[Download attachments](#)



Developed by 

Assessment Status
Verification Finalized (VRF)

Self-Assessment - Posted
100 %

Verified - Posted
100 %

SLCP Assessment ID
PRJ [redacted] 3

Assessment ID
fslmsurvey:7e [redacted] fd-d [redacted] 3

CAF Version 1.5

Verifying Body
Not Selected

Verifier Contact
--

View
[View FSLM](#)

Download Assessment
[CSV v2 / scores](#)
[CSV v2 pretty-columns](#)
[View Final Report](#)
[Provide SLCP Feedback](#)

Download Certificate
[PDF](#)